

Collar Cutter



Collar Cutter

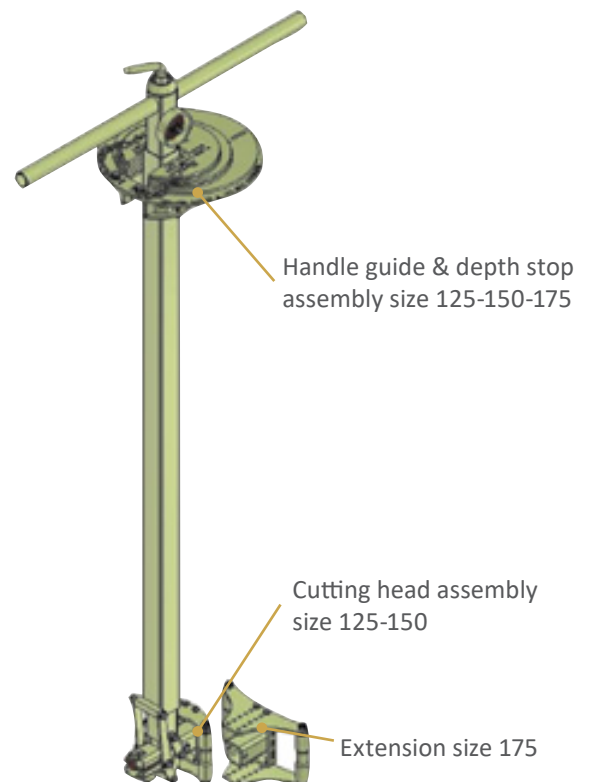
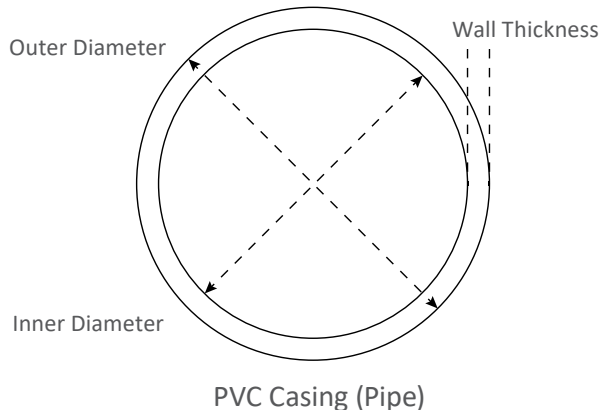
PVC Casing Cutter

The PVC Casing Cutters are manually operated devices for internally cutting PVC bore casings with wall thicknesses that are less than 9mm. Typically these devices are used in the rehabilitation of drilling sites where casings protruding above the ground are to be cut off below ground level before being plugged. The two main features of the devices are the Cutting Head Assembly and the combined Handle Guide and Depth Stop Assembly. They are available in sizes to internally cut the following range of casings which are used in exploration drilling:

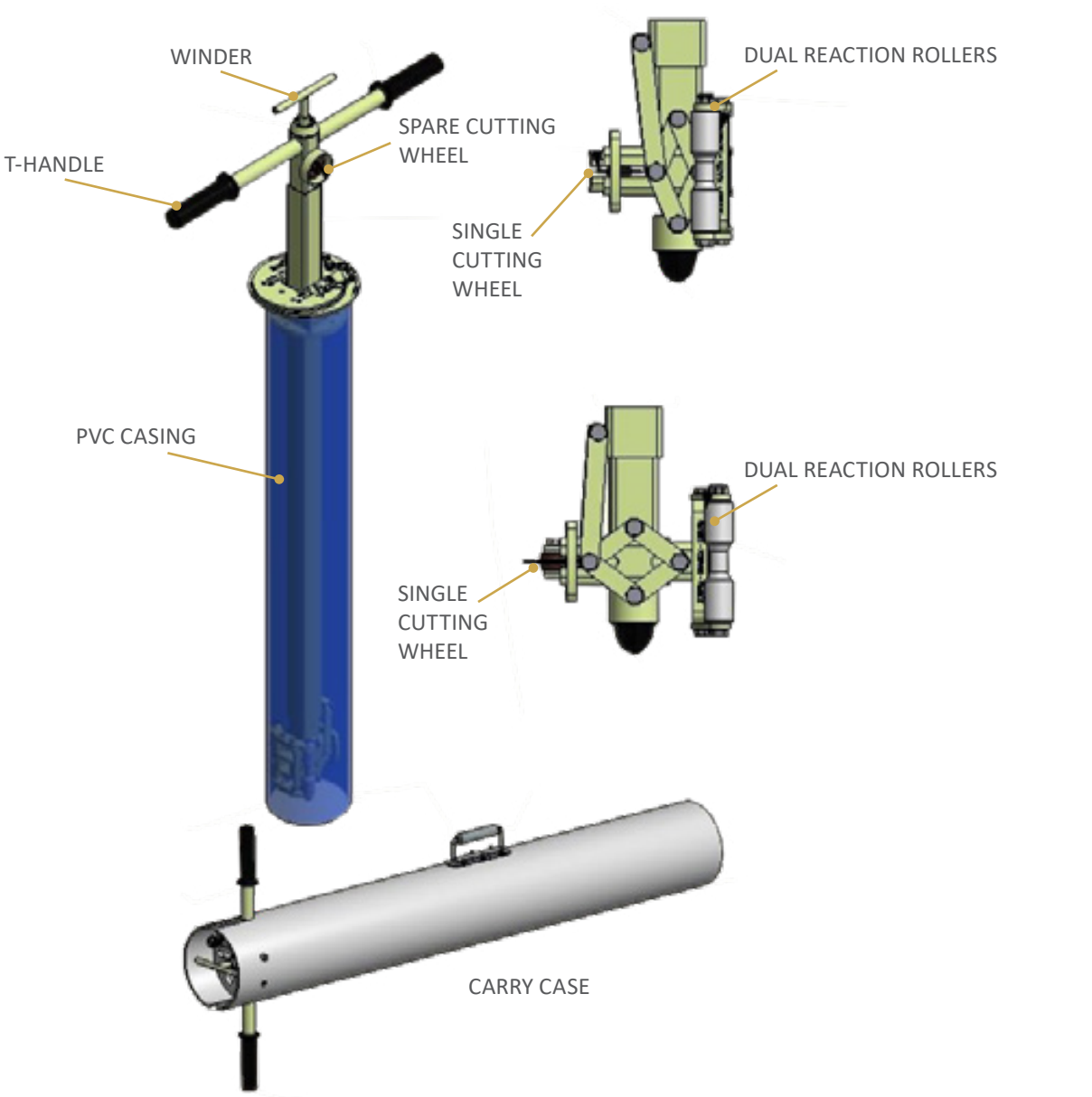
- Size 100, Class 9 (Outside Ø114.3 Inside Ø104.6 Wall Thickness 4.85)
- Size 100, Class 12 (Outside Ø114.3 Inside Ø101.7 Wall Thickness 6.3)
- Size 125, Class 9 (Outside Ø140.2 Inside Ø128.4 Wall Thickness 5.9)
- Size 125, Class 12 (Outside Ø140.2 Inside Ø124.9 Wall Thickness 7.65)
- Smallest Casing Inside Diameter that cutter will fit inside Ø96
- Size 150, Class 9 (Outside Ø160.25 Inside Ø146.9 Wall Thickness 6.7)
- Size 150, Class 12 (Outside Ø160.25 Inside Ø142.7 Wall Thickness 8.8)
- Size 175, Class 9 (Outside Ø200.25 Inside Ø185.2 Wall Thickness 7.55)-(optional with extension)
- Casing sizes and classes are stated in accordance with AS/NZS 1477 PVC pipes & fittings for pressure applications.



SKU	SIZE
1903-02001	1m-RC SIZE: 125-150-175 (SWC)




Collar Cutter



PVC Casing Cutter Blade
Select either a 6mm or 8mm PVC cutting wheel. The cutting wheel is considered to be a consumable item due to the cutting edge coming into contact with rubble and debris on breakthrough. Therefore, we recommend that spares are purchased when ordering the first PVC casing cutter.
6mm blades require more precision as they have a tendency to break due to the thinner construction while the 8mm blades are more robust.

SKU	SIZE
1903-02004	6mm
1903-02005	8mm




Collar Cutter

Petrol Collar Cutter Honda

- Ergonomically designed easy-grip loop handle
- The unique mini 4-Stroke engines deliver power, performance and reliability that no 2-Stroke can match
- Their ultra-compact, lightweight design means they're easier to handle and will keep you working longer with less fatigue
- Can be used and stored in any position
- Boasts an auto-decompression, electronic ignition and anti-flood primer system
- Standard safety equipment must be worn at all times

	SKU	TYPE
A	1903-03000	Bent
B	1903-03001	Straight



Battery Collar Cutter

- Perfectly balanced and high-performance
- Multi-purpose, powerful battery with the power output equivalent of a 25cc petrol engine, the performance levels needed to take on the toughest of tasks, quicker and more efficiently.
- The battery machines are operated using an interactive keypad. You start and stop the machines easily by pushing a button.
- The batteries are equipped with a cooling system, which extends the battery cells' lifetime and lets you work in high temperatures.
- The battery recharges quickly in the QC500 charger.

SKU	TYPE
1903-00200	Battery Powered Collar Cutter Kit (Blade Required)
	Battery Powered Collar Cutter without Safety Shroud
1903-00200-HC	Battery Powered Collar Cutter Kit HC (Blade required)
1903-00204	Husqvarna BL1200 Battery
1903-00208	Husqvarna BL1300 Battery

Kit contains Quick Charge Battery Charger, 5.2Ah Battery and Collar Cutter.



Li-ion power
The 5.2Ah Li-ion battery provides long lasting power and top class performance.

Adjustable front handle
Easy adjustable front handle for better control and comfortable use.

Brushless motor
High torque to weight ratio for increased efficiency, increased reliability, reduced noise and longer product-life.

Intuitive key pad
An interactive keypad shows battery status and allows you to start and stop easily by the push of a button. Easy to operate 3-step savE™ mode for longer runtime.



Battery Collar Cutter

The Battery-powered Collar Cutter can be used with the professional range of Husqvarna trimmer attachments, making it an extremely flexible multi-purpose tool for cutting collar, grass, pruning, hedging, edging or cleaning. Can be used with either internal or external – belt or backpack – battery.

The power output is the equivalent of a 25cc petrol engine, with the performance levels needed to take on the toughest of tasks, quicker and more efficiently.

Features and Benefits

- Lightweight, cordless, perfectly balanced and high-performance.
- Multi-purpose, powerful battery with the power output equivalent of a 25cc petrol engine, the performance levels needed to take on the toughest of tasks, quicker and more efficiently.
- Easy operating start/stop with pushing one button.
- The batteries are equipped with a cooling system, which extends the battery cells’ lifetime and let you work in high temperatures.
- The battery recharges quickly in the QC500 charger.
- Kit contains Quick Charge Battery Charger, 5.2Ah Battery.
- Power trigger lockout is designed to prevent accidental operation.
- Automatic shutdown function, the product deactivates if it is not used.

Personal protective equipment

- Always use approved personal protective equipment when you use the product. Personal protective. Equipment cannot fully prevent injury but it decreases the degree of injury if an accident does occur.
- Use approved hearing protection that provides adequate noise reduction. Long-term exposure to noise can result in permanent hearing impairment.
- Use approved eye protection. If you use a visor, you must also use approved protective goggles.
- Use gloves when necessary, for example when you attach, examine or clean the cutting equipment.
- Use sturdy non-slip boots.
- Use clothing made of a strong fabric. Always use heavy, long pants and long sleeves. Do not use loose clothing or wear jewelry that can catch on twigs and branches.
- Keep first aid equipment close at hand.



Battery and Motor specifications	
Battery Type	Li-Ion
Battery voltage	36 V
Motor type	BLDC (brush-less)
Lubricants	
Bevel Gear	Mineral grease
Vibration and noise data	
Equivalent vibration left/right handle	2.6 m/s²/1.0 m/s²
Sound pressure level	82 dB(A)
Sound power level, guaranteed (LWA)	96 dB(A)
Overall dimensions	
Weight (excl. battery)	3.8 kg
Weight (incl. BLi200 battery)	5.1 kg

Battery Collar Cutter



QC500 Battery Charger technical specification	
Input Voltage, V	220-240
Frequency, Hz	50-60
Power, w	500

Operating the Collar Cutter

A. Charge the battery fully, then place it in the Collar Cutter battery holder. Push the release buttons on the battery and pull the battery in/out to the charger/ battery holder as required. The battery locks into position when you hear a click.

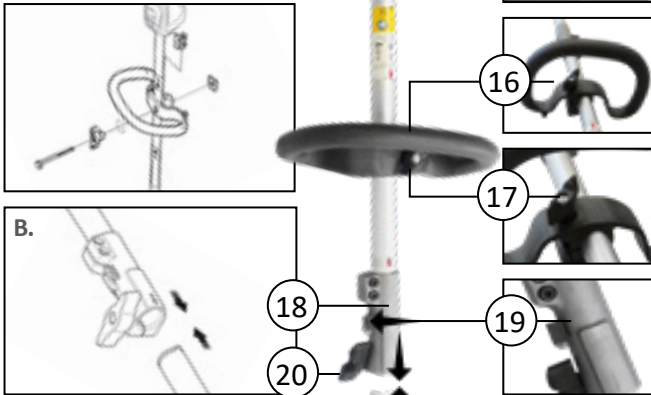
B. To assemble or disassemble the two-piece shaft, push and hold the button(19), then slide the shaft(21) in to the coupling attachment(18) and turn the knob(20) three turns or more.

C. Push the start/stop button(12) to turn the product on/off and use the Speed mode button (14) to control the speed. (The product is on when the display goes on and it is off when the display goes off).

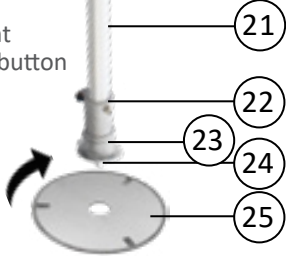
D. To prevent the accidental operation push the power trigger lockout forward, then press the power trigger lockout against the handle, the power trigger is released. When you release the handle the power trigger and the power trigger lockout both move back to their original position, operated by 3 independent springs.



Make sure that the power trigger is locked when the power trigger lockout is in its original position.



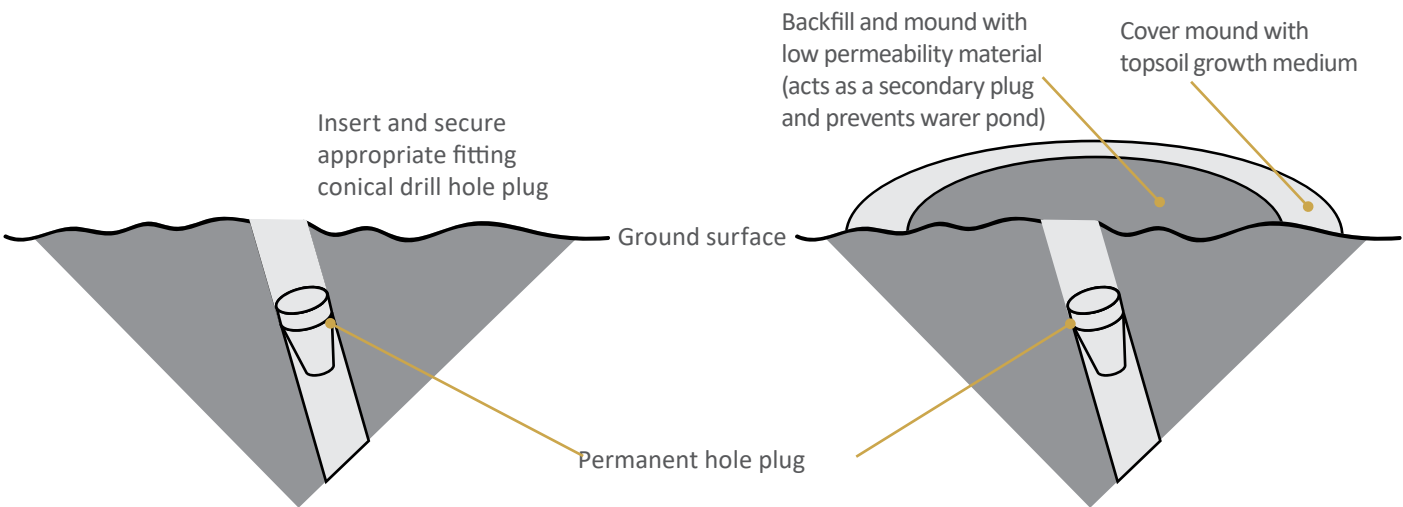
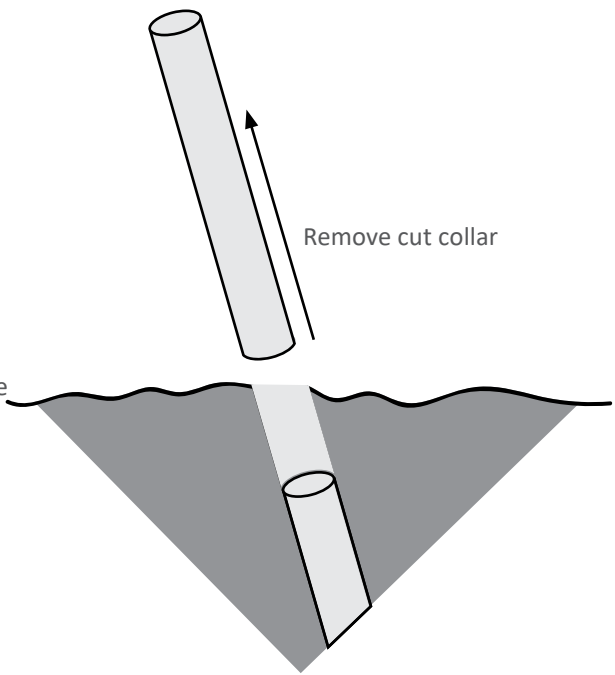
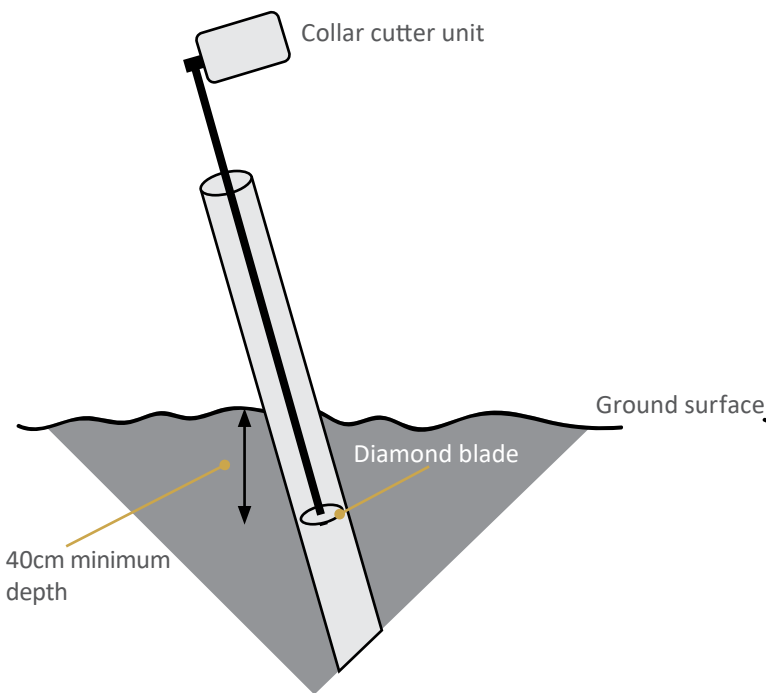
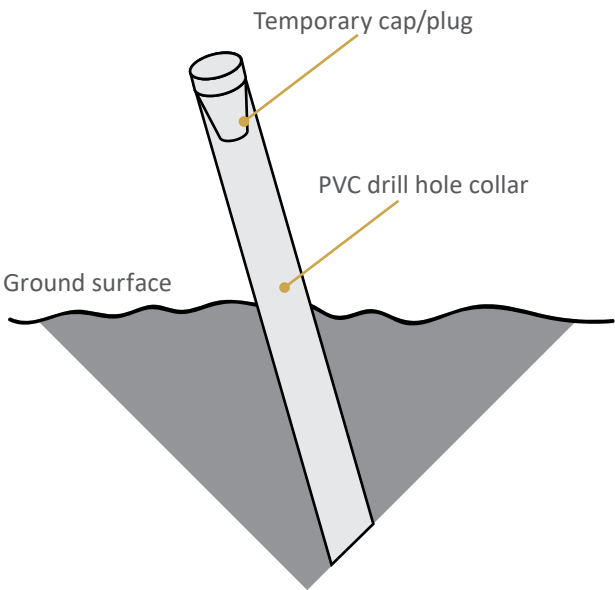
- 1. Li-ion battery
- 2. Battery indicator button
- 3. State of charge LED indicator
- 4. Battery warning/error LED
- 5. Battery release buttons
- 6. Battery charger power LED
- 7. Battery charger warning/error LED
- 8. Battery charger
- 9. Battery charger cord
- 10. Power trigger lockout
- 11. Power trigger
- 12. Start/Stop button
- 13. Keypad
- 14. Speed mode button
- 15. User interface
- 16. Loop handle
- 17. Knob
- 18. Coupling for attachment
- 19. Push and hold coupling button
- 20. Coupling knob
- 21. Shaft
- 22. Gear head
- 23. Collar holder
- 24. Blade screw
- 25. Blade (comes in 3" or 4")



Collar Cutter

Collar Cutter Blade

SKU	SIZE
1903-03011	75mm/3"
1903-03012	100mm/4"





Perth Main Warehouse

66 Truganina Rd, Malaga,
Western Australia 6090
+61 (0) 8 9209 8500
perth@westernex.com.au

Kalgoorlie Warehouse

18 Kinclaven Way, Broadwood,
Kalgoorlie, Western Australia 6430
+61 (0) 8 9091 1152
kalgoorlie@westernex.com.au

Brisbane Warehouse

14 Hasp St, Seventeen Mile Rocks,
Queensland 4073
+61 (0) 7 3376 2422
brisbane@westernex.com.au

Mt Isa Warehouse

13 Ryan Rd, (Entry off Davis Rd)
Mt Isa, Queensland 4825
+61 (0) 7 4743 2122
mtisa@westernex.com.au

Orange Warehouse

72 Astill Drive, Orange,
NSW, 2800
+61 (0) 7 3376 2422
brisbane@westernex.com.au

