

Ruler

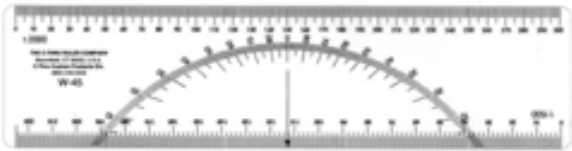


Ruler - Protractor Rule

C-Thru Protractor Ruler

- Transparent 180° protractor ruler
- Metric only
- Laminated for durability
- 15cm/6"

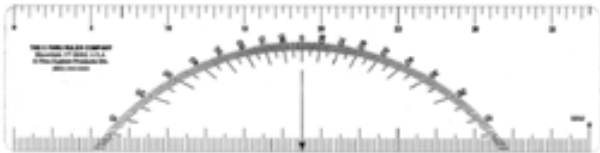
SKU
CTRW45



C-Thru Protractor Ruler

- Transparent 180° protractor with scales 1:3000 and 1:6000 metres
- Laminated for durability
- Size: 15cm

SKU
CTRW46



C-Thru Protractor Ruler Plain Scale

- 15cm/6" transparent 180° protractor ruler with 45° and 60° triangle cut outs plus French curve symbol
- Scales are in 16ths to the inch and centimeters



SKU
CTRW5

C-Thru Protractor Ruler Plain Scale


- 15cm/6" transparent 180° protractor ruler with 1:500 and 1:1000 meter scales.
- Laminated for durability.



SKU
CTRW43

C-Thru Protractor Ruler Imprinted Engineer Scale

1.5 x 6" engineers' protractor ruler with centimeter scale and inch calibrations in tenths



SKU
CTRW8

C-Thru Protractor Ruler

- 15cm/6" transparent 180° protractor ruler
- Imperial only
- Laminated for durability



SKU
CTRW44

C-Thru Protractor Ruler

- Transparent 180° protractor ruler
- 45° and 60° triangle cut outs plus French curve symbol
- Calibrated 16ths to the inch and centimeters



SKU
CTRW51

C-Thru Protractor Ruler

- 6"/15cm 32ths to the inch protractor laminated ruler
- Transparent 180° protractor ruler featuring 8ths graph, 16ths to the inch, and centimeter scales




SKU
CTRW42

Ruler

Douglas Protractor

Douglas-type square pattern navigational protractor.
Can also be used as a simple parallel rule and plotter.
Available in Protractor 130mm/5" & 250mm/10".

SKU	SIZE
1141-01501-IMP	250mm - Imperial
1141-01500-IMP	125mm - Imperial
1141-01500-GEO	125mm - Geologist
1141-01501-MET	125mm - Metric



Climo 4-Fold Rule 1m

ABS 1m, 4 fold climo rule with angle indicator. Accurate and reliable. Spirit level vial.

SKU	SIZE
CFR	1m



Rule 4-Fold Yellow Square 1m

Sturdy folding rules available with square edge. Clear markings.

SKU	SIZE
YFR	1m



Ruler Stainless Steel Metric

Premium quality stainless steel. Easy read numerals.
Heavy duty acid etched blade.

SKU	SIZE
1141-00100-300	300mm
1141-00100-1000	1000mm



Ruler - Scale Ruler

Triangle Scale Rule

Triangular scales in ABS plastic. Colour coded centre strip. Comes in a hard plastic carry case. 300mm.

SKU	SIZE
1141-00260	Engineering 1: 2.5, 5, 10, 20, 50, 100
1141-00261	Architects 1: 20, 25, 50, 75, 100, 125
1141-00262	Architects 1: 100, 200, 250, 300, 400, 500
1141-00263	Survey 1: 400, 600, 800, 900, 1500, 3000
1141-00264	Building & Civil Eng. 1: 20, 33.3, 40, 50, 80, 100
1141-00265	General Purpose 1: 1, 2, 5, 10, 20, 50
1141-00266	Engineering & Trade 1: 20, 25, 33.3, 50, 75, 100
1141-00267	Survey 1: 500, 1000, 1250, 2000, 2500




Westernex also supplies a wide range of core orientators and core measuring devices. Please see our *Core Storage & Handling* section for more information.



Allen Scales Metric

Designed specially for use on maps drawn to a proportional scale such as 1:1000, 1:250,000 etc. Government agencies use this system in drawing quadrangle sheets, aeronautical charts etc. Sold only in complete sets. Never Individual leaves.



SKU
AS





Perth Main Warehouse

66 Truganina Rd, Malaga,
Western Australia 6090
+61 (0) 8 9209 8500
perth@westernex.com.au

Kalgoorlie Warehouse

18 Kinclaven Way, Broadwood,
Kalgoorlie, Western Australia 6430
+61 (0) 8 9091 1152
kalgoorlie@westernex.com.au

Brisbane Warehouse

14 Hasp St, Seventeen Mile Rocks,
Queensland 4073
+61 (0) 7 3376 2422
brisbane@westernex.com.au

Mt Isa Warehouse

13 Ryan Rd, (Entry off Davis Rd)
Mt Isa, Queensland 4825
+61 (0) 7 4743 2122
mtisa@westernex.com.au

Orange Warehouse

72 Astill Drive, Orange,
NSW, 2800
+61 (0) 7 3376 2422
brisbane@westernex.com.au

